Cambridge Assessment International Education

Cambridge International AS & A Level

CANDIDATE NAME

CENTRE NUMBER | | | | | |

CANDIDATE NUMBER | | | | |

3795182704

PHYSICS **9702/53**

Paper 5 Planning, Analysis and Evaluation **October/November 2023**

1 hour 15 minutes

You must answer on the question paper.

No additional materials are needed.

INSTRUCTIONS

- Answer **all** questions.
- Use a black or dark blue pen. You may use an HB pencil for any diagrams or graphs.
- Write your name, centre number and candidate number in the boxes at the top of the page.
- Write your answer to each question in the space provided.
- Do **not** use an erasable pen or correction fluid.
- Do **not** write on any bar codes.
- You may use a calculator.
- You should show all your working and use appropriate units.

INFORMATION

- The total mark for this paper is 30.
- The number of marks for each question or part question is shown in brackets [ ].

This document has **8** pages.

© UCLES 2023

1 Two coils, C and D, are placed with their axes on a straight line, as shown in Fig. 1.1.

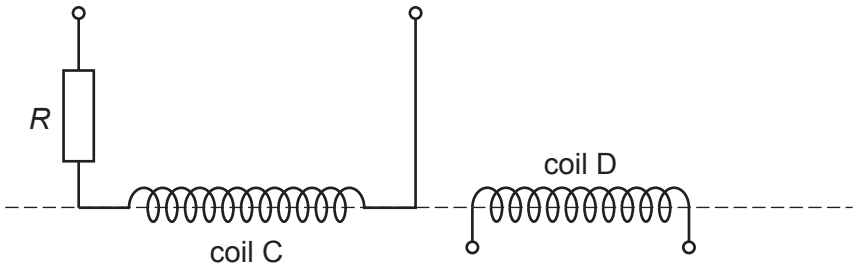

Fig. 1.1

A resistor of resistance R is connected in series with coil C.

A changing magnetic flux of frequency f in coil C causes an electromotive force (e.m.f.) E to be induced across the terminals of coil D.

It is suggested that E is related to f by the relationship

$$E = \frac{pf^q V}{R}$$

where V is the potential difference across the resistor and coil C, and p and q are constants.

Plan a laboratory experiment to test the relationship between E and f.

Draw a diagram showing the arrangement of your equipment.

Explain how the results could be used to determine values for p and q.

In your plan you should include:

- the procedure to be followed
- the measurements to be taken
- the control of variables
- the analysis of the data
- any safety precautions to be taken.

© UCLES 2023

Diagram

.....

.....

.....

.....

.....

.....

.....

.....

.....

.....

.....

.....

.....

.....

[15]

2 A block of modelling clay of mass M is attached to a string as shown in Fig. 2.1.

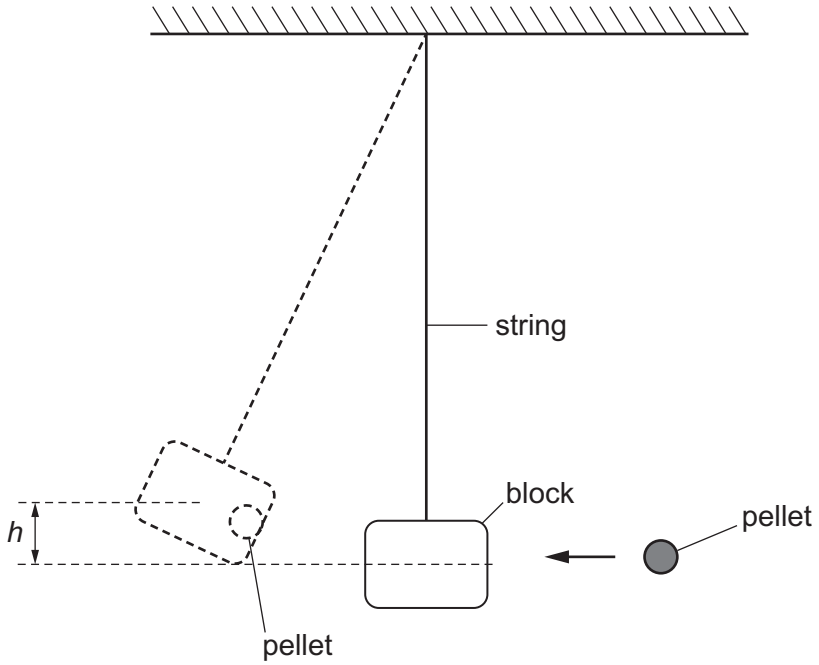

Fig. 2.1

A pellet travelling at speed u enters the block and causes the block to move through a vertical height h.

The experiment is repeated for different values of M.

It is suggested that h and M are related by the equation

$$\frac{1}{h} = 2g\left(\frac{M+Z}{uZ}\right)^2$$

where g is the acceleration of free fall and Z is a constant.

(a) A graph is plotted of $\sqrt{\frac{1}{h}}$ on the y-axis against M on the x-axis.

Determine expressions for the gradient and y-intercept.

gradient = ...

y-intercept = ...
[1]

(b) Values of M and h are given in Table 2.1.

Table 2.1

M/g	h/cm	$\sqrt{\frac{1}{h}}$/cm$^{-\frac{1}{2}}$
565	21.0 ± 0.2	
637	17.8 ± 0.2	
675	16.2 ± 0.2	
723	14.6 ± 0.2	
790	12.6 ± 0.2	
892	10.2 ± 0.2	

Calculate and record values of $\sqrt{\frac{1}{h}}$/cm$^{-\frac{1}{2}}$ in Table 2.1.

Include the absolute uncertainties in $\sqrt{\frac{1}{h}}$. [2]

(c) **(i)** Plot a graph of $\sqrt{\frac{1}{h}}$/cm$^{-\frac{1}{2}}$ against M/g.

Include error bars for $\sqrt{\frac{1}{h}}$. [2]

(ii) Draw the straight line of best fit and a worst acceptable straight line on your graph. Label both lines. [2]

(iii) Determine the gradient of the line of best fit. Include the absolute uncertainty in your answer.

gradient = ... [2]

© UCLES 2023

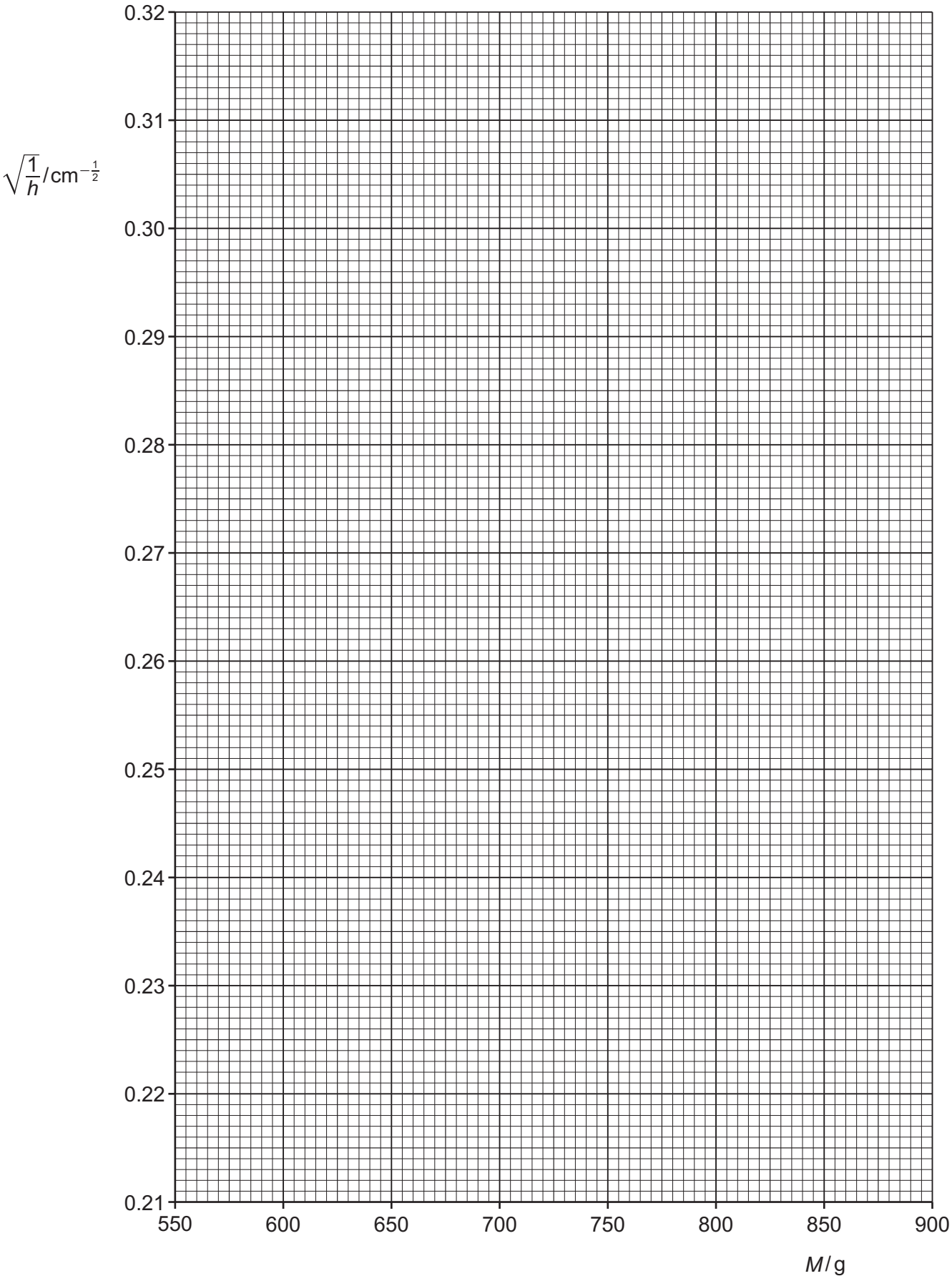
$\sqrt{\frac{1}{h}}$/cm$^{-\frac{1}{2}}$
0.32
0.31
0.30
0.29
0.28
0.27
0.26
0.25
0.24
0.23
0.22
0.21
550
600
650
700
750
800
850
900
M/g

(iv) Determine the *y*-intercept of the line of best fit. Include the absolute uncertainty in your answer.

y-intercept = ... [2]

(d) (i) Using your answers to **(a)**, **(c)(iii)** and **(c)(iv)**, determine the values of *u* and *Z*. Include appropriate units.

Data: $g = 981\,\text{cm}\,\text{s}^{-2}$

u = ...

Z = ...
[2]

(ii) Determine the percentage uncertainty in *Z*.

percentage uncertainty in *Z* = ... % [1]

(e) The experiment is repeated. Determine the mass *M* that gives a value of *h* of 25.0 cm.

M = ... g [1]

[Total: 15]

To avoid the issue of disclosure of answer-related information to candidates, all copyright acknowledgements are reproduced online in the Cambridge Assessment International Education Copyright Acknowledgements Booklet. This is produced for each series of examinations and is freely available to download at www.cambridgeinternational.org after the live examination series.

© UCLES 2023